

# UTILITY PROTECTION SYSTEMS

OVERPIPEUK

fisher  
german

Fisher German is the  
UK distributor of Overpipe

Preventing third-party damage to buried  
utilities during excavation



# ABOUT OVERPIPE UK

## ABOUT OVERPIPE UK

Overpipe UK is operated by Fisher German LLP, delivering Overpipe protection systems across the United Kingdom and Ireland.

Drawing on more than 37 years of experience in pipeline damage prevention, land management and third-party risk mitigation, the team works with asset owners, designers and contractors to reduce excavation risk and protect critical buried infrastructure.

Overpipe UK supports projects from early design through to installation, providing technical guidance, testing data and practical advice to ensure protection systems are specified, installed and used correctly in real-world conditions.

## OUR ROLE

- Supporting designers and engineers at early design and specification stage
- Providing technical guidance and verified performance data
- Advising on the selection and installation of mechanical protection systems
- Supporting safe excavation practices and long-term asset protection

## WHO WE SUPPORT

- Gas, fuel and chemical pipeline operators
- Water and wastewater networks
- Electricity, fibre and communications providers
- Civil engineering contractors and designers
- Principal contractors and safe-digging teams



# PRODUCT CATEGORIES

## OVERPIPE PRODUCT RANGE

Overpipe UK provides two complementary protection systems, designed to be installed during construction or retrofitted post-construction where controlled, non-load-bearing mechanical protection is required above buried infrastructure.

## PROTECTION PLATES

Injection-moulded HDPE (high density polyethylene) plates engineered to absorb impact and provide a clear physical and visual warning during excavation.

The plates form a continuous protection layer above the asset, offering a predictable and reusable alternative to traditional concrete slabs.

## WARNING MESH SYSTEMS

High-performance warning mesh systems designed to provide early visual detection and controlled resistance during excavation.

Available in elastic-resistance or mechanical-resistance variants, the mesh is selected according to the level of interaction and protection required.



# PROTECTION PLATES

## DESCRIPTION


Injection-moulded HDPE protection plates engineered to prevent excavation damage to buried pipelines and cables.

Each plate is designed to absorb and disperse impact energy from excavation plant, providing a clear physical and visual warning layer that prevents direct contact with the protected asset.

## KEY FEATURES

- **INJECTION-MOULDED CONSTRUCTION:** Consistent geometry and mechanical performance across every plate
- **VIRGIN HDPE MATERIAL:** Predictable impact resistance and long-term durability
- **HIGH IMPACT RESISTANCE:** Designed to absorb and disperse impact energy from excavation plant

- **NON-SLIP SURFACE:** Formed during moulding to reduce slips, trips and local ground movement
- **BEVELLED EDGES:** Safer handling, reduced snagging and safer installation
- **DRAINAGE HOLES:** Maintain water flow, prevent gas pockets and allow uninterrupted cathodic protection signals
- **HANDLING WEIGHT:** Designed for safe two-person handling
- **CUSTOMISABLE WARNING MESSAGE:** Embossed to clearly identify the protected asset
- **COLOUR OPTIONS:** High visibility colours available to match utility requirements
- **REUSABLE AND RECYCLABLE:** Designed for repeated use with no performance degradation under normal conditions



## PLATE SIZING

REFERENCES	DIMENSIONS (MM)	BONDING	COLOUR	WEIGHT (KG)	EMBOSSED MARKING
OV1	1250 * 1800 * 15	Overlap	Plain yellow, green or red	32	Customisable
OV2	1400 * 1800 * 15			36	
OV3	1500 * 1800 * 15			39	
OV4	1600 * 1800 * 15			40	
OV5	570 * 1500 * 15	End to end or side by side		12	
OV6	820 * 1500 * 15			17	
OV7	500 * 1500 * 15			10	

## ADDITIONAL SIZES AVAILABLE FROM MAY 2026

OV8	500 * 1000 * 15	Overlap or end to end	Plain yellow, green or red	6.75	Customisable
OV9	250 * 1000 * 15			3.38	

## SPECIFICATION

MATERIAL CHARACTERISTICS	GEOMETRIC CHARACTERISTICS
Virgin HDPE	Plate thickness: 15mm
Elongation at break: >300% (ISO 527-2)	Drainage hole diameter: 30mm
Modulus of elasticity: >800 MPa (ISO 527-2)	Uniform hole layout without reducing mechanical strength
Charpy impact: ≥ 1.2 J/cm <sup>2</sup> (DIN ISO 179)	Allows CP signals to pass freely and maintains local ground stability
50-year lifespan	
Standard colour: RAL 1021 or 1023 (custom colours available)	
MECHANICAL CHARACTERISTICS	SAFETY AND INSTALLATION
Manufactured using a controlled injection process	Safe for two-person handling
Bureau Veritas certified	Plates connect quickly using standard connectors
Withstands impact from a 32-tonne excavator equipped with a toothed bucket	Suitable for uneven terrain
Tests performed at 30cm and 1m drop heights	Can be removed for inspection or maintenance of the protected asset
No cracking or structural failure between impact points	

# SMART PROTECTION WITH EMS TECHNOLOGY

# PLATE CONNECTORS

## ABOUT EMS TECHNOLOGY

Overpipe protection plates can be supplied with an integrated Electronic Marker System (EMS), combining mechanical protection with passive electronic traceability.

The EMS marker is embedded directly into the plate, allowing buried pipelines or cables to be accurately located during future works using standard detection equipment.

The system operates without batteries or power supply and is designed to remain maintenance-free for the life of the installation.

EMS markers can be detected at depths of up to 1.3 metres, including on non-conductive or inactive assets, supporting safer excavation planning and reducing the risk of accidental strikes.

## INSTALLATION & FUNCTION

During installation, the protection plate is positioned above the buried pipeline or cable with the EMS marker integrated within the plate.

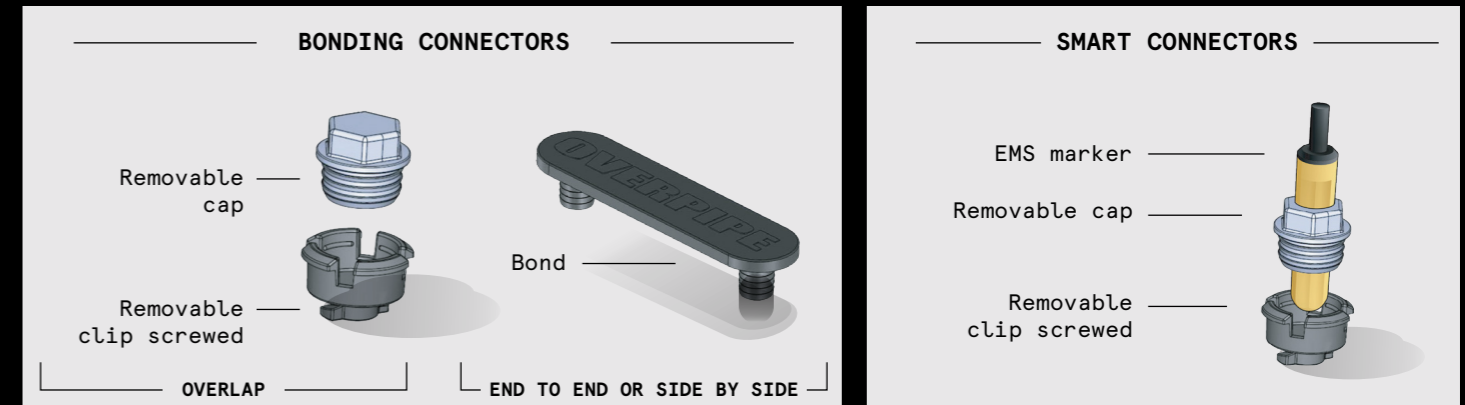
During future works, the embedded marker allows the protected asset to be located before excavation begins, supporting safer planning and reducing uncertainty.

Integrated EMS technology provides a permanent, passive reference point above the asset for the life of the installation. It does not replace mechanical protection.

It complements it by enabling early location and verification, while the plate itself provides the physical barrier that prevents damage during excavation.

## KEY EMS FEATURES

- Passive Electronic Marker System (EMS) embedded within the plate
- Detection using standard 83 kHz EMS locators
- Detection depth up to approximately 1.3 metres
- Suitable for non-conductive and inactive pipelines or cables
- No batteries or power source required
- Maintenance-free, long-life solution
- Provides dual-layer protection: physical barrier plus electronic location aid



# WARNING MESH SYSTEMS

## DESCRIPTION

High-performance warning mesh designed to provide immediate visual detection, snag resistance and controlled impact restriction during excavation.

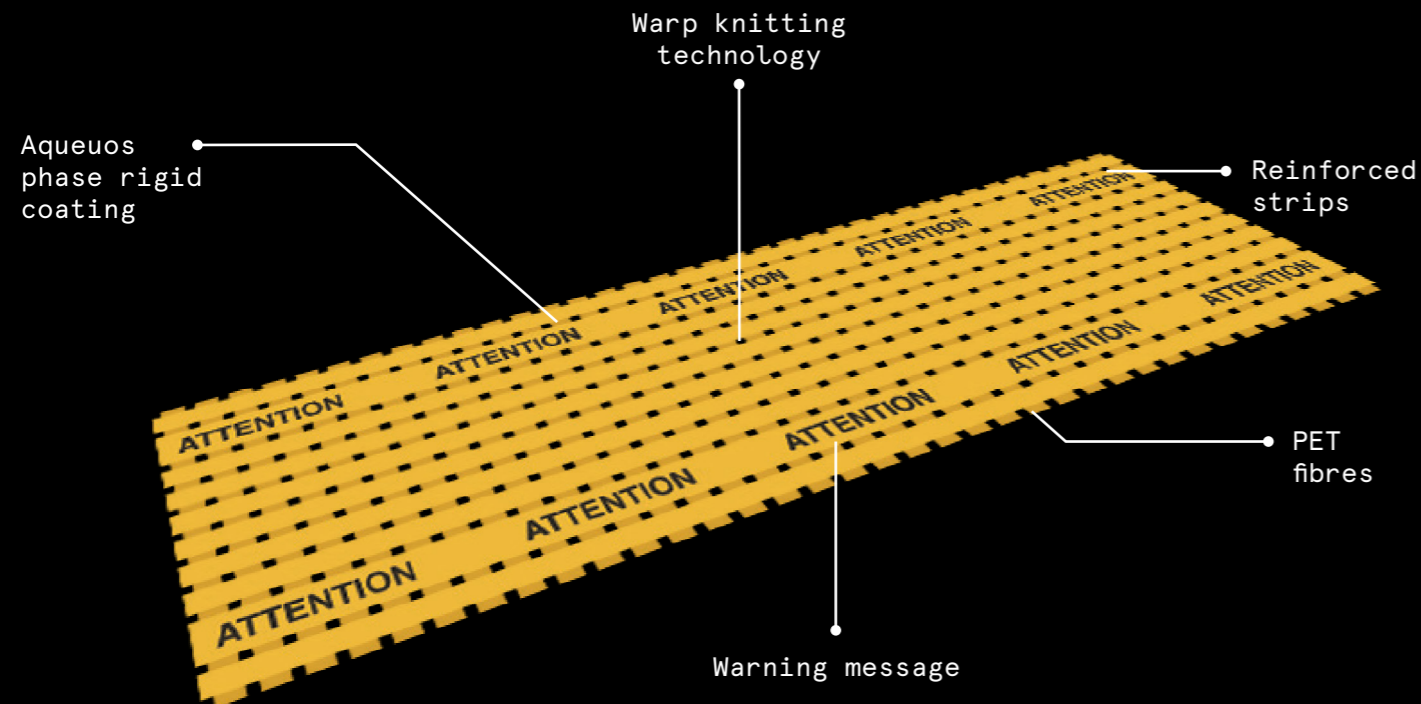
Manufactured in two variants, both systems act as a barrier and a warning signal before machinery reaches the underlying utility.

## MESH VARIANTS

- **ELASTIC-RESISTANCE MESH (GHRE):** Stretches without tearing and can be raised up to 1 metre above ground if snagged by an excavator bucket
- **MECHANICAL-RESISTANCE MESH (GHRM):** Built with higher lateral strength to restrict bucket movement and withstand heavier-plant impact

## KEY FEATURES

- **HIGH VISIBILITY:** Brightly coloured for immediate detection during excavation
- **REINFORCED EDGES:** Increased resistance against lateral impacts
- **SNAG-RESISTANT:** Mesh can be lifted during digging without tearing (elastic variant)
- **IMPACT RESISTANCE:** Withstands force from excavators up to 18 tonnes (mechanical variant)
- **BREATHABLE STRUCTURE:** PET (polyethylene terephthalate) fibres with aqueous coating support natural soil drainage
- **50-YEAR LIFESPAN:** Durable, reusable and recyclable
- **CUSTOMISABLE WARNING MESSAGE:** Printed to match the protected network



## SPECIFICATION

### MATERIAL CHARACTERISTICS

PET synthetic fibres

Aqueous phase rigid coating

Warp-knitted construction for enhanced thread bonding

High-visibility colour options

Custom-print warning messages available

### PERFORMANCE CHARACTERISTICS

#### ELASTIC-RESISTANCE VARIANT (GHRE):

- Snag-resistant behaviour allows lifting up to 1 metre
- Designed for immediate excavation warning

#### MECHANICAL-RESISTANCE VARIANT (GHRM):

- Withstands impact from 18-tonne excavators
- Designed for immediate excavation warning

### SAFETY AND INSTALLATION

Manufactured in 5-metre widths

Can be cut to required dimensions

No longitudinal overlap required

Lightweight and easy to deploy

Suitable for uneven terrain

Compatible with gas, fuel, water, electricity, fibre, and comms network

### ENVIRONMENTAL PERFORMANCE

50-year design life

Reusable and recyclable

Supports natural drainage

Resistant to chemical and environmental degradation

# HDPE VS CONCRETE

## WHERE THEY FIT, AND WHERE THEY DON'T

Concrete slabs have traditionally been used to protect buried pipelines and cables, primarily as a rigid, load-bearing layer. However, excavation damage is rarely caused by sustained load. It is typically caused by impact, loss of operator visibility and uncontrolled interaction between excavation plant and buried infrastructure.

Modern excavation environments highlight the limitations of protection systems that were not designed to manage these forces.

## WHERE CONCRETE FALLS SHORT

- **INCONSISTENT PERFORMANCE:** On-site casting and variable concrete quality can result in unpredictable behaviour under impact
- **RIGID RESPONSE TO IMPACT:** Concrete is designed to resist load, not absorb or disperse impact energy
- **HANDLING AND INSTALLATION RISK:** Heavy slabs require lifting equipment and larger crews, increasing site risk
- **SETTLEMENT AND VOID FORMATION:** Rigid slabs can migrate or settle over time, particularly in wet or unstable ground
- **DRAINAGE & CP INTERFERENCE:** Solid slabs can trap water and affect cathodic protection readings
- **LIMITED REINSTATEMENT:** Concrete is prone to cracking during removal and is rarely reusable

## WHERE CONCRETE STILL MAKES SENSE

- On legacy networks where specifications mandate concrete protection
- Where existing concrete slabs are being reinstated during maintenance works
- In localised areas requiring structural reinforcement
- Where the design objective is load-bearing rather than impact management

## WHY OVERPIPE EXISTS

Overpipe plates were engineered specifically to address the limitations of rigid protection systems in excavation environments. Rather than relying on mass or load-bearing capacity, the system is designed to absorb and disperse impact energy, interrupt excavation activity and prevent direct contact with the underlying asset. The result is a predictable, reusable protection layer that aligns with modern excavation practices and current safety expectations.

# ABOUT OVERPIPE



**Overpipe was developed in France in response to a recurring problem faced by pipeline operators: excavation damage caused by third-party activity.**

The system was created by the Joubaux family, a civil engineering group founded in 1988 with extensive experience in pipeline inspection, repair and risk management across live operational networks.

The original concept was developed in collaboration with major energy operators, including Gaz de France and ENGIE, who challenged the team to move beyond traditional protection methods and design a mechanical system that could behave predictably when contacted by excavators and other excavation plant.

The result was a protection system engineered to interrupt excavation activity, provide a clear physical warning and prevent direct contact with buried infrastructure.

Today, Overpipe systems are used internationally to protect critical pipelines and cables across a wide range of ground conditions and utility environments.

In the United Kingdom and Ireland, Overpipe is delivered in partnership with Fisher German LLP, ensuring the system is supported by local technical expertise, project experience and long-term accountability.


Approved by:



# OVERPIPEUK

## fisher german

Fisher German is the  
UK distributor of Overpipe



Contact us

[enquiries@overpipeuk.com](mailto:enquiries@overpipeuk.com)  
[overpipeuk.com](http://overpipeuk.com)  
0808 175 3312

OVERPIPE UK  
The Estates Office  
Norman Court  
Ivanhoe Business Park  
Ashby-de-la-Zouch  
LE65 2UZ